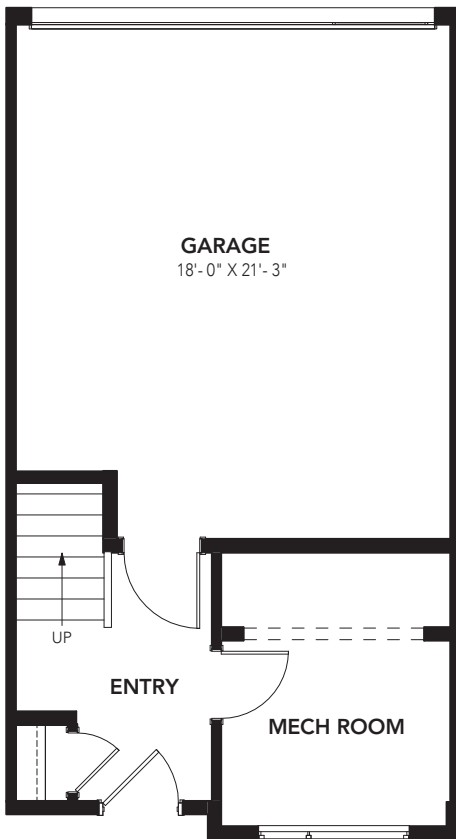


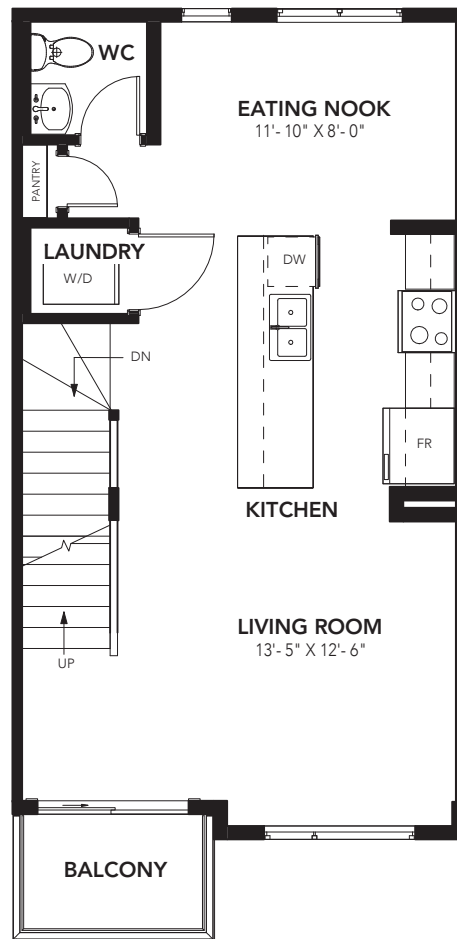
# EMERSON



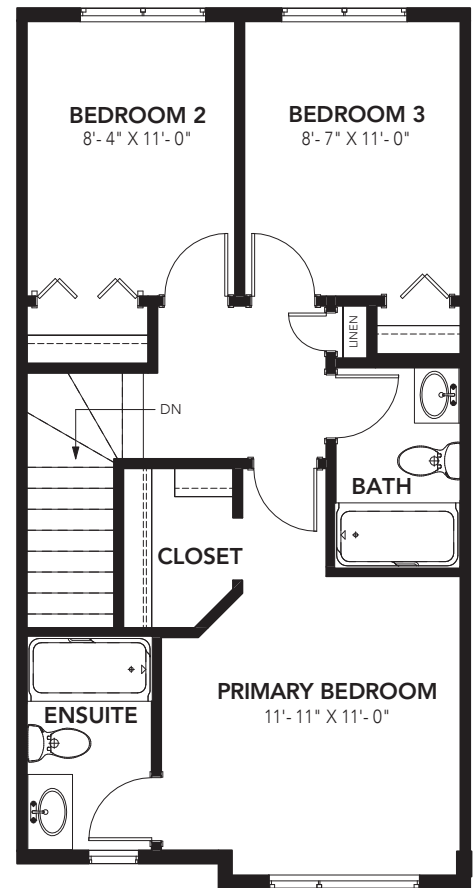
3 BEDS  
 2.5 BATHS  
 1312 SQ FT  
 18' WIDE



GROUND: 104 SQ FT



MAIN: 586 SQ FT



SECOND: 622 SQ FT

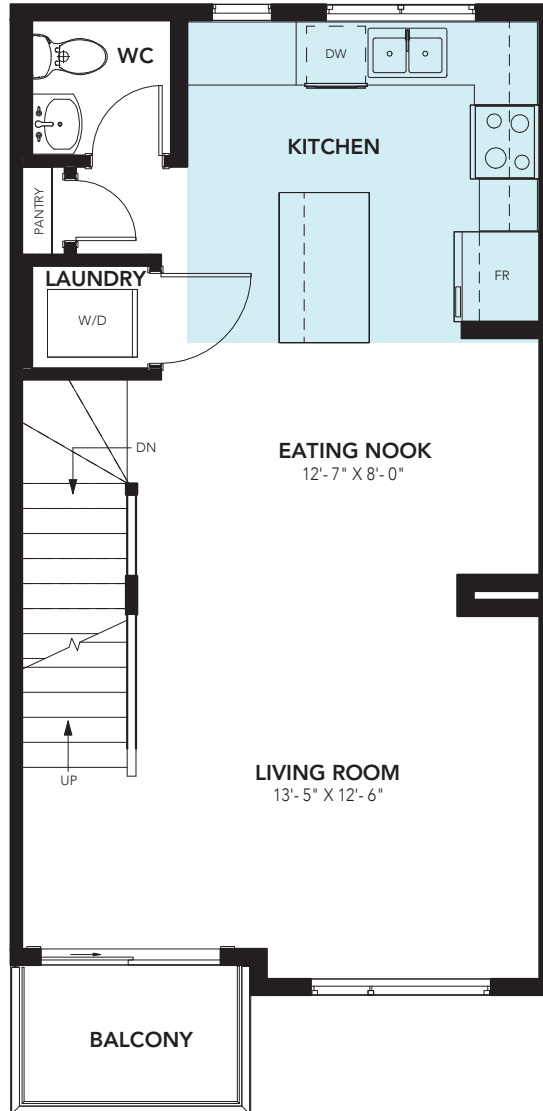


© 2023 Landmark Group of Companies Inc. All rights reserved. Any use or reproduction in whole or in part of these promotional materials without the prior written authorization of Landmark Group of Companies Inc. is strictly prohibited. Floor plans, specifications, pricing and dimensions shown are approximate and subject to change without notice. Artist rendering shown. Interior room dimensions are taken from inside of walls. Garage dimensions are taken from outside of walls. Revised on 04/13/2023.

# EMERSON

OPTIONS

3 BEDS  
2.5 BATHS  
1312 SQ FT  
18' WIDE



REAR KITCHEN OPTION: 586 SQ FT



© 2023 Landmark Group of Companies Inc. All rights reserved. Any use or reproduction in whole or in part of these promotional materials without the prior written authorization of Landmark Group of Companies Inc. is strictly prohibited. Floor plans, specifications, pricing and dimensions shown are approximate and subject to change without notice. Artist rendering shown. Interior room dimensions are taken from inside of walls. Garage dimensions are taken from outside of walls. Revised on 04/13/2023.